



THE MINI COUNTRYMAN.



ADD STORIES.

The people you never hear from are always the ones with the stories to tell. Chances are that they're in a MINI Countryman, living each day like an adventure. Being a comprehensively equipped Sports Activity Vehicle, it offers all the sturdy qualities of an off-roader, so you and up to four passengers can follow the unbeaten track in absolute safety and comfort.



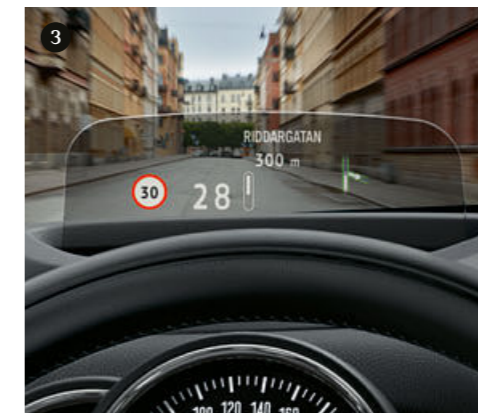
The intelligent ALL4 all-wheel drive technology in the MINI Countryman is linked with the dynamic stability control (DSC) programme. It delivers the optimum driving torque in any driving situation, continuously splitting it between the front and rear axle – for perfect traction, maximum stability and exhilarating cornering.





TAKE IN THE VIEW. LIVE FOR THE MOMENT.

As big as it feels on the inside, the new Countryman is still a MINI through and through. Gliding through the city, coasting through the mountains – it's all effortless. Measuring just under 4.30 metres, it offers plenty of room to kick back and relax and still has the space for an adaptive luggage compartment boasting a capacity of 460–1390 litres. Add to this numerous smart features and carefully considered comforts for long journeys, which make time on the road all the more appealing and enjoyable.



① Panoramic glass sunroof | roof rails. ② Automatic climate control | MINI Driving Modes (MID, GREEN and SPORT). ③ MINI Head-Up Display. ④ 22.4 cm/8.8" touchscreen (in connection with MINI Connected Navigation Plus). ⑤ Pull-out picnic bench in the luggage compartment. ⑥ 450–1390 litre luggage capacity. ⑦ Hassle-free luggage access thanks to the Easy Opener function. ⑧ Bi-LED light for dipped and main beam function | LED cornering light.

THE RIGHT DRIVING FORCE FOR YOUR JOURNEY.

The versatility of the MINI Countryman is also exemplified in the choice of engines available. In addition to the three cutting-edge petrol engines and three ultra-modern diesel engines, you can also opt for an innovative plug-in hybrid with a 6-speed Steptronic transmission as standard and electric ALL4 all-wheel drive.

The MINI Countryman Cooper S E ALL4 marries together the benefits of petrol engines and electric motors. Its high-voltage battery single-handedly powers the car along short trips of up to 41 km without producing any emissions. The boost function supports the petrol engine and enables the electric all-wheel drive. So, the thrill of driving increases while the emissions decrease – virtually without limitation in day-to-day driving. The car can be charged via the charging cable provided or, alternatively, energy can be recovered from braking manoeuvres while driving.



- ① The harmonious interplay of the petrol engine and electric motor is visualised on the MINI Centre Instrument.
- ② Display in the Combi Instrument showing the extra power available.



COOPER S E ALL4.

A slick combo: A 3-cylinder petrol engine (136 hp/100 kW) at the front with an e-motor (88 hp/65 kW) at the rear axle. Instantly recognisable via the yellow MINI Plug-in Hybrid logo on the side scuttles and at the rear. Charging port at left side scuttle. Yellow “S” on the front grille and tailgate. Single Chrome-plated tailpipe at rear apron on the left-hand side.



COOPER S.

Better, faster, stronger: With a 2.0 l 4-cylinder petrol engine (192 hp/141 kW) or a 2.0 l 4-cylinder diesel unit (190 hp/140 kW), the Cooper S packs the biggest punch. Hallmarks include the red S on the rear, side scuttles and the mesh radiator grille with inner Chrome trim. Twin Chrome-plated tailpipes (right and left). MINI ALL4 Exterior Optic package available on request.



COOPER.

A 1.5 l 3-cylinder petrol engine (136 hp/100 kW) and a 2.0 l 4-cylinder diesel version (150 hp/110 kW) offer a handy blend of oomph and economy. Special features: A classic MINI contrast colour is available for the roof and exterior mirror caps. The tailpipe comes with a Chrome trim. Bonnet stripes available on request.



ONE.

The adventure starts here. Choose from a 1.5 l 3-cylinder petrol engine that delivers 102 hp/75 kW or a 1.5 l 3-cylinder diesel unit with an output of 116 hp/85 kW. Both feature MINI Twin Power Turbo technology. Elegant Black finish for the three fins on the radiator grille, side scuttles and tailgate handle trim. Exterior mirror caps in body colour.

CHOOSE YOUR OWN PATH.

Colour makes the world a brighter place and says something about us as a person. You can choose from 10 eye-catching paint colours to give your Countryman a personal touch and stand out wherever you go. The three contrast colours for the roof and mirror caps provide scope for an even more personalised look. The light-alloy wheels are available in 12 different designs, ranging in size from 16" to 19". A selection of nine of these are shown to the right.




Standard colour
Moonwalk Grey²




Light White




Melting Silver²




Thunder Grey^{2/3}




Island Blue²



Chestnut




Midnight Black²



British Racing Green²



Chili Red



Special colour MINI Yours
Enigmatic Black²



Roof and mirror cap colours:¹
Jet Black, Melting Silver or Aspen White



1 19" MINI Yours British Spoke 2-tone

2 19" Edged Spoke

3 19" John Cooper Works Circuit Spoke 2-tone

4 18" Black Pin Spoke

5 18" Pair Spoke

6 18" John Cooper Works Grip Spoke

7 17" Channel Spoke

8 17" Imprint Spoke


9 16" Revolite Spoke

For more information, visit mini.com/configurator

¹Not available on the One | ²Metallic | ³Only available in combination with Cooper S

TOUGH ON THE OUTSIDE, ELEGANT ON THE INSIDE.

A delightful contrast: beneath the rugged exterior lies an interior of the finest surfaces and exquisite materials. The MINI Countryman strikes the perfect balance between dominance and elegance. Besides its ultra-high standards and exclusive extras, an array of different packages and trim levels are available. To create just the right atmosphere inside, you can choose from three interior styles, incorporating colours and materials that complement each other perfectly.



① Interior surface Piano Black | Colour Line Carbon Black. ② MINI Yours Interior Style British Oak illuminated. ③ Rear seats in MINI Yours leather Lounge Carbon Black* | central arm rest in rear | Loading system with 40:20:40 folding rear seats. | fully or partially sliding 40:60 rear seat bench. ④ Sports seat in leather Chester British Oak* | interior surface Piano Black | Colour Line British Oak.

*See next page for more detailed information on leather interiors

THE EDGE OF YOUR SEAT HAS NEVER BEEN SO COSY.

When you're sitting comfortably, you get more out of your journey. That's why it's important to select the right seat cushion for you. Besides cloth and leatherette covers, there is also a variety of leathers to choose from. When it comes to choosing from the seven different options, it is essential to consider how it ties in with the interior style – shown on the right.

For more information on the interior trim, visit mini.com/configurator



MINI YOURS. Experience the luxury feel of the MINI Yours leather Lounge Carbon Black seat, with its classic Union Jack design on the front of the headrest, its striking piping and its immaculate workmanship. In a MINI Yours seat, you can really feel the difference, however long the drive.¹



John Cooper Works sports seat
Dinamica/leather finish
Carbon Black



John Cooper Works sports seat
Dinamica/cloth combination
Carbon Black



Sports seat
Leather Chester²
British Oak



Sports seat
Leather Chester²
Satellite Grey



Sports seat
Leather Cross Punch²
Carbon Black



Sports seat
Cloth/leatherette combination
Black Pearl Carbon Black




Sports seat
Leatherette
Carbon Black



Cooper S standard sports seat
Double Stripe cloth
Carbon Black

Interior surface Piano Black.



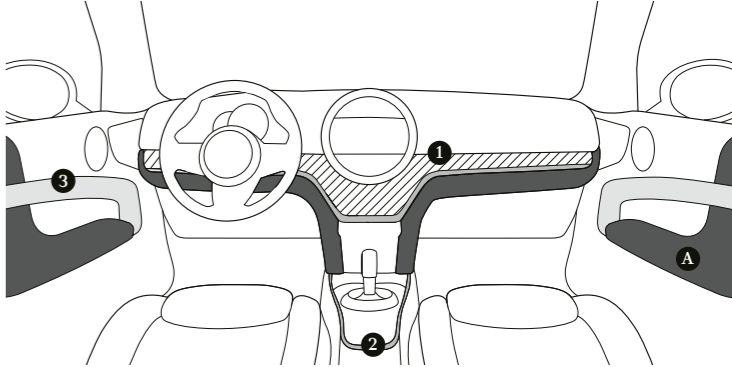
MINI Yours Interior Style Piano Black illuminated.



MINI Yours Interior Style British Oak illuminated.



The 4 Colour Lines.



¹ Leather covering on the seat cushions, the backrest and the front and back headrests | ² Leather covering on the seat cushions and the backrest



YOUR TEST DRIVE – START WRITING YOUR NEXT CHAPTER.

The most memorable stories often begin with an encounter between two characters, whose paths cross and lead them to new experiences. What adventure awaits you on your first trip in the MINI Countryman? Book a test drive with your local MINI dealer to find out. Discover a new sense of freedom that may just lead you to places you never knew existed. Or see familiar routes in a completely new light. Get more out of life – in the MINI Countryman.

mini.com



MINI CONNECTED: WELCOME THE WORLD.

Create the perfect link between your MINI Countryman and your digital life. MINI Connected seamlessly integrates your smartphone, various smartphone apps and the MINI Connected app with your MINI – which is equipped with its own SIM card. So you have new ways of interacting with the car, including for example smart voice control, remote services or your personal concierge. The smart navigation learns frequently visited destinations, takes real-time traffic information into consideration and gets you from A to B even more effectively. The MINI Connected app is a mobile extension of your car that keeps you in touch with your MINI and what's happening around you.

For more information, visit mini.com/connected

Engine– MINI Countryman	One	One D	Cooper (ALL4)	Cooper D (ALL4)	Cooper S (ALL4)	Cooper SD (ALL4)	Cooper S E ALL4	
Engine/transmission^{1,2}								
Cylinders/configuration/valves per cylinder	3/inline/4	3/inline/4	3/inline/4	4/inline/4	4/inline/4	4/inline/4	3/inline/4	
Displacement	1499 cc	1496	1499	1995	1998	1995	1499	
Nominal power/rated speed	kW/hp/ 3900–6500	85/116/ 4000	100/136/ 4500–6500	110/150/ 4000	141/192/ 5000–6000	140/190/ 4000	100/136/ 4400–6000	
System performance	kW/hp	–	–	–	–	–	165/224	
Max. torque/revs	Nm/rpm	190/1380–3600	270/1750–2250	220/1480–4100	350/1750–2500	280/1350–4600	220/1250–4300	
Compression ratio/fuel	:1	11/91–98 RON	16.5/diesel	11/91–98 RON	16.5/diesel	11/91–98 RON	16.5/diesel	
Fahrleistung								
Mileage Maximum speed [*Electric maximum speed]	km/h	180 [180]	190 [188]	200 [200] (197 [197])	208 [208] (205 [205])	225 [225] (222)	[220] ([218])	[198] [131*]
Acceleration 0–100 km/h	s	12 [12.3]	11.2 [11.2]	9.7 [9.7] (10.0 [9.8])	9.1 [9.1] (9.0 [9.0])	7.6 [7.5] (7.2)	[7.9] (7.6)	[6.8]
Consumption^{1,2}								
Urban	l/100 km	7.4–7.1 [6.7–6.5]	5.1–4.7 [4.7–4.5]	7.2–7.1 [6.9–6.3] (8.0–7.8 [7.6–7.1])	5.1–4.9 [5.0–4.8] (6.0–5.8 [5.6–5.4])	8.3–8.2 [7.3–6.9] (7.5–7.4)	[5.0–4.7] (5.7–5.2)	–
Extra-urban	l/100 km	5.0–4.7 [5.1–4.8]	3.9–3.7 [4.1–4.0]	5.1–4.8 [4.8] (5.6–5.2 [5.4–5.3])	4.1–3.8 [4.2–4.0] (4.6–4.4 [4.5–4.3])	5.5–5.2 [5.4–4.8] (6–5.8)	[4.3–4.0] (4.5–4.4)	–
Combined	l/100 km	5.9–5.6 [5.7–5.5]	4.4–4.1 [4.3–4.2]	5.9–5.6 [5.6–5.4] (6.5–6.2 [6.2–5.9])	4.5–4.2 [4.5–4.3] (5.1–4.9 [4.9–4.7])	6.5–6.3 [5.9–5.7] (6.5–6.3)	[4.5–4.3] (4.9–4.7)	[2.1–1.9]
Electricity consumption	kWh/100 km	–	–	–	–	–	–	[13.9–13.5]
CO ₂ emissions, combined	g/km	134–127 [129–124]	114–107 [114–109]	134–128 [127–122] (148–141 [141–135])	117–111 [118–113] (134–129 [129–123])	148–143 [135–130] (149–144)	[118–112] (129–123)	[47–43]
Electric range (NEDC) ³	km	–	–	–	–	–	–	57

¹ All figures relate to vehicles with the standard 6-speed manual transmission. Values in [] relate to vehicles with 7-speed/8-speed Steptronic transmission.

² The values shown for fuel consumption, CO₂ emissions and energy consumption are calculated in accordance with the measurement method prescribed in the European Regulation (EC) 715/2007 in the version applicable at the time of approval. The figures refer to a vehicle with basic configuration in Germany and the range shown considers optional equipment and the different size of wheels and tyres available on the selected model and may vary during the configuration. The values are already based on the new WLTP test cycle and have been translated back into NEDC-equivalent values for the purpose of comparison. For these models, different values to those shown here apply when calculating taxes and other vehicle-related duties that (also) focus on the CO₂ emissions.

³ Range depends on a number of factors, in particular: Personal driving style, road conditions, outside temperature, heating/air conditioning, pre-warming.

The models, standard and optional equipment and combinability of options in this catalogue relate to cars supplied by BMW AG for the German market. The availability of standard and optional equipment, and configurations of options, may vary for all models in this brochure after going to press (on 29.05.2019) and may vary from country to country within the European Union. For detailed information about the situation in your country, please contact your authorized MINI dealer. Subject to changes in design and equipment.

© BMW AG, Munich/Germany.
Not to be reproduced, wholly or in part, without the written permission of BMW AG, Munich.

Find out more online at:
mini.com



facebook.com/mini

July 2019
mini.com

5 11 060 301 20 7 2019
Printed in Germany.